

# VEMMIO

innovation in automation

## gateway

MODEL: HUB 100  
V1.0



### INTRODUCTION

Thank you for choosing Vemmio! We welcome you to our customer society, VEMMIO gateway based on Z-Wave technology is designed for system management and control. It allows the user to easily monitor room or building from anywhere via a mobile phone or computer.

### PACKAGE CONTENTS:

- user manual
- gateway
- 5V adapter
- ethernet cable
- 2 x screws
- 4 x plugs

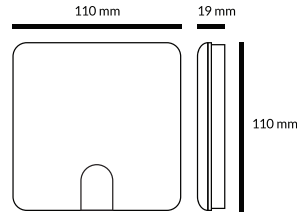
### KEY FEATURES

- control up to 232 Z-Wave devices
- back up battery: 1 hour
- external USB port
- easy fix mounting
- built in siren
- LED indication
- WiFi


### SPECIFICATION

Operating system	Linux
Processor	MT7620A 580MHz
Memory (RAM)	128 MB DDR2 RAM / 193 MHz
Memory (flash)	Internal mini SD 4 GB
Storage	Input/Output USB 2.0 x1
Wireless protocol	Z-Wave Plus, 2T2R WiFi IEEE 802.11 b/g/n (>17dBm) Data rate: 300 Mbps Ethernet
Frequency	868.40 MHz
Network range	50m
Operation temperature	0°C - 40°C
Power	DC 5V 1A adaptor
Backup battery	BT N3650

### DIMENSIONS

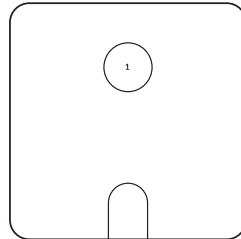


### LED INDICATION SIDE LED INDICATION



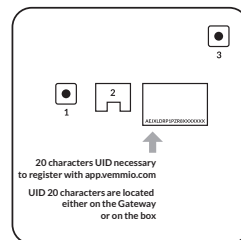
- 1 WiFi LED:**
- no LED light: Gateway works in a STA mode
  - LED lit up: Gateway works in Access Point mode
- 2 Ethernet LED**
- LED lit up: Ethernet connection is not available
  - LED flashing: Ethernet to Gateway connection in progress
- 3 Power LED**
- LED lit up: powered on either by mains electricity or backup battery
  - no LED light: no mains electricity, no backup battery power

### TOP COVER LED INDICATION



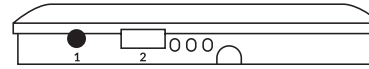
- 1. Z-Wave LED**
- Fast flashing: Exclusion mode
  - Slow dimming: Inclusion mode
  - Recurring dimming: Z-Wave network normal operation

### DESCRIPTIONS BOTTOM COVER DESCRIPTION



- 1 - Gateway reset  
2 - Ethernet RJ45  
3 - WPS

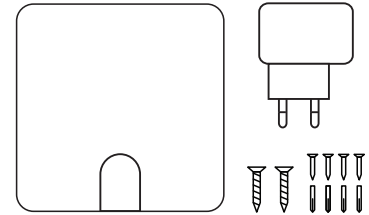
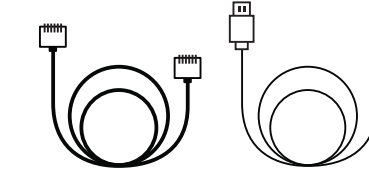
### BACK SIDE DESCRIPTION



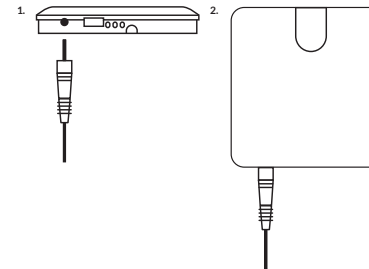
- 1 - Power DC 5V  
2 - USB port

### GATEWAY INSTALLATION

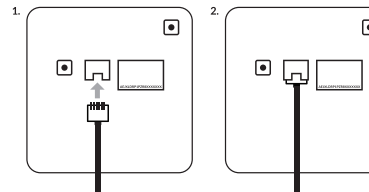
1. Take the gateway out of the box



2. Connect the power to the Gateway



3. Connect Ethernet cable (check Firewall security settings)



4. Wait for the white LED at the top cover to light up indicating internet access - necessary for system to start operating

5. Go to [app.vemmio.com](http://app.vemmio.com) and register

Your login

Password

Log in

Forgot your password?

[Click here to register](#)

6. After successful login to [app.vemmio.com](http://app.vemmio.com), tutorial will guide you through further steps

### TROUBLESHOOTING

You are not able to register

- check your internet connection

You are not able to log in

- check internet connection

- clear you web browser's cache and try to log in again

You do not receive reports

- Is top cover LED lit up indicating access to internet?

YES:

1. Check if you have included at least one sensor

2. Reset the Gateway with the RESET button

3. Make sure that your Gateway is not exposed to strong electromagnetic disrupt.

NO:

1. Check you internet connection

2. Eject and insert Ethernet plug RJ45 to your router

3. Check your router settings if IP address from DGCP server has been assigned

### WARRANTY

This Limited Warranty applies to physical goods, and only for physical goods, purchased from Vemmio (the „Physical Goods“). This Limited Warranty of Vemmio, applies to products manufactured and distributed by Vemmio.

### PRODUCTS COVERED AND DURATION OF WARRANTY

Warranty Period: 12 months for business customer and 24 months for individual customer from the date of purchase.

The product purchased shall be free from defects in material and workmanship from the date of purchase.

This Limited Warranty covers any defects in material or workmanship under normal use during the Warranty Period.

### PRODUCTION STATUS

Each product is manufactured from new parts.

### TERMS OF THE WARRANTY

Vemmio warrants that the product you have purchased from Vemmio or a Vemmio's authorized reseller is free from defects in materials and workmanship under normal use during the warranty period. The warranty period begins on the day of purchase. The warranty extends only to the original purchaser. It is not transferable to anyone who subsequently purchases the product from the original purchaser.

During the Warranty Period, Vemmio will repair or replace (at the sole discretion of Vemmio), at no charge, products or parts of a product that proves defective. Once the defected product, during the guarantee period, is returned, it will be repaired or replaced no later than within 30 days. The warranty period is extended by the amount of days it has taken to repair or replace the product.

All used elements changed under the guarantee become the property of Vemmio. The warranty period for replaced elements expires on the same date as the original warranty period

for the product. There is a possibility that it will not be feasible to repair or replace the product (for example when the product is no longer a part of Vemmio's offer). Should this happen, Vemmio will repair/replace the product with parts/product of similar technical characteristics. Such procedure will result in fulfilling Vemmio's warranty obligation against the customer. It is not possible to have money returned by Vemmio for the purchased product.

Warranty claim rated by Vemmio as unwarranted will be charged for handling and servicing costs.

Vemmio may reject a warranty claim if:

- the product has not been operated according to its intended purpose and the user manual
- the returned product is incomplete
- the cause of insufficient operation is other than a material or production defect
- warranty date has expired or if the customer can not provide proof of purchase

The Limited Warranty extends only to products purchased from Vemmio or a Vemmio's authorized reseller. The Limited Warranty does not extend to any product that has been damaged or rendered defective (a) as a result of accident, misuse or abuse; (b) as a result of an act of God; (c) by operation outside the usage parameters stated in the user manual; (d) by the use of parts not manufactured or sold by Vemmio (e) by modification of the product; (f) as a result of war or terrorist attack; or (g) as a result of service by anyone other than Vemmio or a Vemmio's authorized service center.

EXCEPT AS EXPRESSLY SET FORTH IN THIS WARRANTY, VEMMIO MAKES NO OTHER WARRANTIES EXPRESSED OR IMPLIED, INCLUDING ANY IMPLIED WARRANTIES OR MERCHANTABILITY AND FITNESS FOR A PARTICULAR PURPOSE. VEMMIO EXPRESSLY DISCLAIMS ALL WARRANTIES NOT STATED IN THIS LIMITED WARRANTY. ANY IMPLIED WARRANTIES THAT MAY BE IMPOSED BY LAW ARE LIMITED TO THE TERMS OF THIS EXPRESS LIMITED WARRANTY.

#### LIMITED WARRANTY STATEMENT

VEMMIO is not liable for any damages caused by the product or by the failure of the product to perform, including any lost profits, lost savings, incidental damages, or consequential damages. VEMMIO is not liable for any claim made by a third party or made by you for a third party.

This limitation applies whether damages are sought, or a claim made, under this warranty or as a tort claim (including negligence and strict product liability), a contract claim, or any other claim. This limitation can not be waived or amended by any person. This limitation of liability will be effective even if VEMMIO or an authorized VEMMIO'S representative has been advised by you of the possibility of any such damages.

#### HOW TO OBTAIN WARRANTY SERVICE?

Please contact us first through [support@vemmio.com](mailto:support@vemmio.com) for advice because we are very often able to resolve issues/problems without the need for warranty claim.

For a defect during the warranty period, you will need a proof of purchase. Contact your place of purchase or a Vemmio's authorized service center. Return the defective item, freight and insurance prepaid, in the original packaging to your place of purchase. Vemmio is not responsible for any loss or damages incurred in shipping. A Vemmio Failure Analysis/Test Engineer or a Vemmio's authorized reseller must validate all warranty claims.

#### WHAT IS NOT COVERED BY THIS WARRANTY?

Product purchased from anyone other than Vemmio or a Vemmio's authorized reseller.

Routine cleaning or normal cosmetic and mechanical wear.

Damage from misuse, abuse or neglect including ingress of water, dust or damage from dropping.

Damage from use outside the product's usage or storage parameters.

Damage from use of parts not manufactured or sold by Vemmio. Damage from modification or incorporation into other products.

Damage from repair or replacement of warranted parts by a service provider other than a Vemmio's authorized service provider.

Damage from failure to perform preventative maintenance as imposed by the application environment (such as recurrent cleaning in dusty surroundings).

#### DECLARATION OF CONFORMITY



The manufacturer Vemmio Sp. z o.o. declares under sole responsibility that the product:

Marketing model: Gateway

Regulatory odel: HUB-100

Brand name: Vemmio

is in conformity with the Low Voltage Directive 2009/95/EC, EMC Directive 2004/108/EC, R&TTE Directive 1995/5/EC and carries the CE marking accordingly.

The following harmonized standards were applied:

R&TTE (1995/5/EC)

EN 300 220-1: V2.4.1

EN 300 220-2: V2.4.1

EMC (2004/108/EC)

EN 301 481-1: V1.9.2

EN 301 489-3: V1.6.1

LVD (2006/95/EC)

EN 60950-1:2006 + A11:2009 + A12:2010 + A12:2011

Changes of modification not expressly approved by Vemmio Sp. z o.o. for compliance could void the user's authority to operate the equipment.

#### FCC INTERFERENCE STATEMENT



This equipment has been tested and found to comply with the limits for a Class B digital device, pursuant to Part 15 of the FCC Rules. These limits are designed to provide reasonable protection against harmful interference in a residential installation. This equipment generates, uses and can radiate radio frequency energy and, if not installed and used in accordance with the instructions, may cause harmful interference to radio communications. However, there is no guarantee that interference will not occur in a particular installation. If this equipment does cause harmful interference to radio or television reception, which can be determined by turning the equipment off and on, the user is encouraged to try to correct the interference by one of the following measures:

- Reorient or relocate the receiving antenna
- Increase the separation between the equipment and receiver
- Connect the equipment into an outlet on a circuit different from that to which the receiver is connected
- Consult the dealer or an experienced radio/TV technician for help

This device complies with Part 15 of the FCC Rules. Operation is subject to the following two conditions:

1. This device may not cause harmful interference, and
2. This device must accept any interference received, including interference that may cause undesired operation

FCC Caution: Any changes or modifications not expressly approved by the party responsible for compliance could void the user's authority to operate this equipment.

This transmitter must not be co-located or operating in conjunction with any other antenna or transmitter.

#### IN ACCORDANCE WITH ROHS 2011/65/EU WARNING



Do not dispose of electrical appliances as unsorted municipal waste, use separate collection facilities. Contact your local government for information regarding the collection systems available. If electrical appliances are disposed of in landfills or dumps, hazardous substances can leak into the groundwater and get into the food chain, damaging your health and well-being.

When replacing old appliances with new once, the retailer is legally obligated to take back your old appliance for disposal at least for free of charge.

Please note: Vemmio provides this publication "as is" without warranty of any kind, either express or implied, including, but not limited to implied warranties of merchantability or fitness for a particular purpose. The published information in the manual is subject to change without notice. Vemmio reserves the right to make changes in the product design, layout, and driver revisions without notification to its users. This version of the installation guide supersedes all previous versions.

Although Vemmio has attempted to ensure the accuracy of the content of this manual, it is possible that this document may contain technical inaccuracies, typographical, or other errors. Vemmio assumes no liability for any error in this publication, and for possible damages, whether direct, indirect, incidental, and consequential or otherwise, that may result from such error, including, but not limited to loss of data or profits.